



Nothing beats this traditional t-shirt in comfort, versatility and casual style.

- 6.1-ounce, 100% soft spun cotton
- 98/2 cotton/poly (Ash)
- 90/10 cotton/poly (Athletic Heather)
- Left chest pocket

CARE INSTRUCTIONS

Machine wash cold, inside out with like colors. Only non-chlorine bleach when needed. Tumble dry medium. Do not iron.



front



back

HOW TO MEASURE













CHEST

With arms down at sides, measure around the upper body, under arms and over the fullest part of the chest.

SIZE CHART

	S	M	L	XL	2XL	3XL	4XL
Chest	35-37	38-40	41-43	44-46	47-49	50-53	54-57

COLOR INFORMATION

									
Ash PMS COOL GREY 3 C	Athletic Heather* PMS COOL GREY 7 C	Charcoal PMS 2334 C	Jet Black PMS BLACK 6 C	Lime PMS 367 C	Navy PMS 2380C	Orange PMS 172 C	Red PMS 200 C	Royal PMS 2133 C	White PMS WHITE