





A smart choice for the workplace and your budget. Our poplin shirt can take daily wear and tear and remain looking great, thanks to an Easy Care blend. Lightweight and soft, it's also durable and perfect for any occupation requiring a neat, professional look.

- 2.95-ounce, 65/35 poly/cotton
- Open collar
- Dyed-to-match buttons

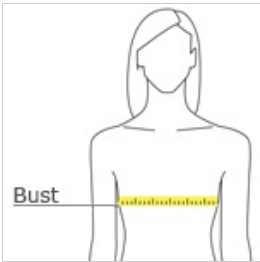


front



back

HOW TO MEASURE









BUST

With arms down at sides, measure around the upper body, under arms and around the fullest part of the bust.

SIZE CHART

	XS	S	M	L	XL	XXL	3XL	4XL
Size	2	4/6	8/10	12/14	16/18	20/22	24/26	28/30
Bust	32-34	35-36	37-38	39-41	42-44	45-47	48-51	52-55

COLOR INFORMATION

					
Black PMS 426 C	Grey PMS COOL GREY PMS 7681 C 7 C	Light Blue	Mediterranean Blue PMS 7673 C	Navy PMS 533 C	White PMS WHITE