

Front

CHECKED TOTE




RH40

An elegant check pattern gives this roomy tote a keen sense of style. Stands upright with a flat bottom.

- Padded laptop sleeve
- Zippered opening
- Cotton handles and trim
- Internal cell phone pocket, key fob, external zippered pocket



Finished Measurements in Inches	
Size	
Height	52CM
Depth	47CM
Width	37CM

Colors	
	Dark Chocolate Brown/Mocha
	Black/Grey
	Black

Please Note:

Colors shown are approximate and for reference only. For closest match see PMS colors, or for exact match, returnable samples and grommets are available.

Color Chart				
Colors	Black	Dark Chocolate Brown	Mocha	Grey
Textile PMS	No Match	No Match	No Match	No Match
General PMS	No Match	No Match	No Match	No Match
Madiera (Tonal Emb)	No Match	No Match	No Match	No Match